



CFM351M SERIES

350 WATT MEDICAL AC-DC POWER SUPPLY WITH PFC



Features

- * Universal Input Range 90~264Vac
- * Meets EN60601-1 and EN55011 Class B
- * 350W with free air convection @ 220Vac
- * Active PFC Meets EN61000-3-2 Class D
- * High Efficiency Up to 93% Typical
- * Remote Voltage Sense
- * PS ON/OFF Remote Control
- * +5V Stand-by Output Power
- * 12V fan output
- * Meets 2MOPP



| MODEL | VOLTAGE OUTPUT | OUTPUT CURRENT(A) | | RIPPLE & NOISE | VOLTAGE ADJ.RANGE | VOLTAGE ACCURACY | LINE REG. | LOAD REG. | %EFF. (Typ) |
|--------------------------------|-------------------|-------------------|--------|-------------------|----------------------|---------------------|--------------|--------------|----------------|
| | | RATED1 | RATED2 | | | | | | |
| Main Output Voltage | | | | | | | | | |
| CFM351M050 | +5 V | 60 | 40 | 100 mVp-p | 4.75~5.25 | ±1.0% | ±0.5% | ±1% | 88% |
| CFM351M120 | +12 V | 29.2 | 25 | 120 mVp-p | 11.4~12.6 | ±1.0% | ±0.5% | ±1% | 92% |
| CFM351M240 | +24 V | 14.6 | 12.5 | 150 mVp-p | 22.8~25.2 | ±1.0% | ±0.5% | ±1% | 93% |
| CFM351M480 | +48 V | 7.3 | 6.25 | 150 mVp-p | 45.6~50.4 | ±1.0% | ±0.5% | ±1% | 93% |
| Stand-by Output Voltage | | | | | | | | | |
| All | +5.0 V | 0.3 | 0.3 | --- | | --- | --- | --- | |
| Fan Output Voltage | | | | | | | | | |
| All | +12.0 V | 0.3 | 0.3 | --- | | --- | --- | --- | |

Note: 1. RATED1: 10CFM Air Flow

2. RATED2: Natural Convection (at 110 ~ 200 Vac, refer to derating curve)

Specifications are subject to change without notice.

Specifications

INPUT SPECIFICATIONS:

AC Input Voltage 90~264Vac
 Frequency 47 to 63Hz
 Inrush Current 50A max. @240Vac
 Leakage Current @ 264Vac 300uA max.

OUTPUT SPECIFICATIONS:

Total Rated Output Power 350W
 Remote Voltage Sense Compensates for Wire Voltage Drop
 Adjustment Range on Vout ±5%
 Hold-up Time 16ms typ.
 Over Voltage Protection Recycle AC Input to restart
 Short Circuit Protection Hiccup mode(Auto Recovery)
 Temperature Coefficient ±0.05%/°C

GENERAL SPECIFICATIONS:

Isolation Input to output = 5656VDC
 Operating Temperature -20 ~ 70°C (see Derating Curve)
 Storage Temperature -40~85°C
 Humidity 93% RH max. Non condensing
 Switching Frequency 55KHz Typical
 MTBF MIL-HDBK-217F, GB, 25°C/115VAC 100Khrs min.
 Altitude 3000m
 Dimensions 6.500x4.000x1.516 Inches (165.00x101.60x38.60mm)
 Weight 640g(1.42Pounds)

SAFETY AND EMC:

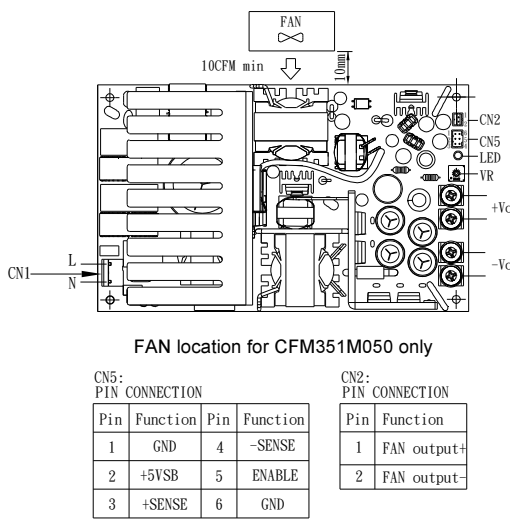
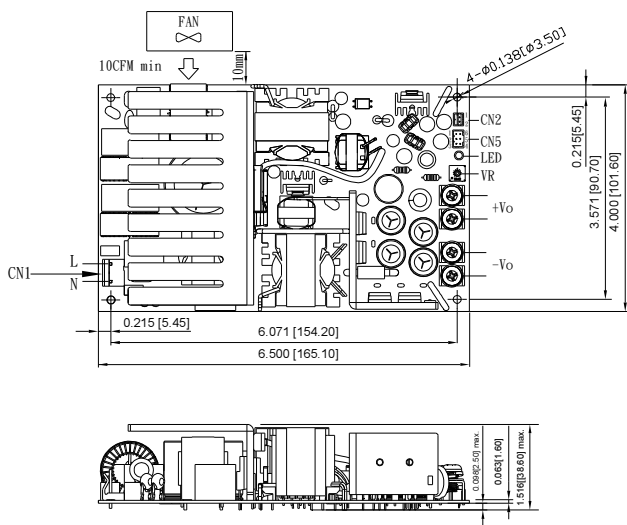
Emission and Immunity EN55011 Class B, FCC Part 15 Class B
 EN60601-1-2, EN61000-3-2 Class A, B, C, D, EN61000-3-3
 Safety IEC60601-1:2005, EN60601-1:2006, ANSI/AAMI ES60601-1:2005

NOTE:

1. Add a 0.1uF ceramic capacitor and a 47uF E.L. capacitor to output for Ripple & Noise measuring @20MHz BW.
2. Voltage accuracy is set at 60% rated load and 25°C.Ta.
3. Line regulation is measured from high line to low line with rated load.
4. Load regulation is measured at 60%±40% rated.
5. CN1: LONG CHU P3060 Series or Equivalent
 CN2: JST B2B-PH-K-S or Equivalent
 CN5: LONG CHU P220V Series or Equivalent

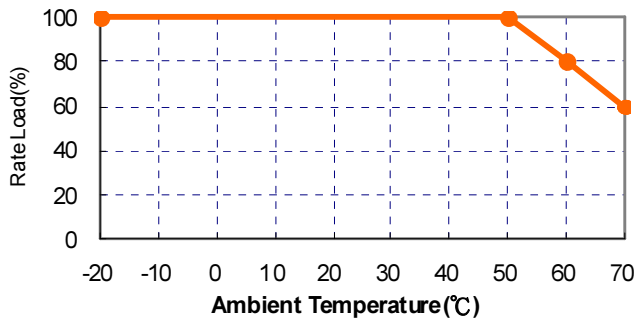
Mechanical Specification

Tolerances Inches: X.XX= ±0.04 , X.XXX= ±0.010
 Millimeters: X.X= ±1.0 , X.XX=±0.25



CFM351M Series Derating Curve

350W With 10CFM Air Flow



350W With Natural Convection

