



TRG10R SERIES

10W SWITCHING ADAPTER



Features

- * Universal Input Range 90~264Vac
- * Continuous Short Circuit Protection
- * Interchangeable AC Plugs
- * EMI Meets EN55022 Class "B" and CISPR/FCC Class B
- * Meet CEC & ErP Level V
(Output cable length \leq 1800mm)
- * Over Voltage Protection



Ordering information

TRG10RXXX	- XX	X	XX
Model No.	DC Plug Type	OVP	DC Cable Length and Type
		E: With OVP Option	01: 720mm
			02: 1220mm
			03: 1800mm
			11: 720mm with Ferrite Core
			12: 1220mm with Ferrite Core
			13: 1800mm with Ferrite Core
			* 18AWG / UL1185

MODEL	OUTPUT VOLTAGE	OUTPUT CURRENT	RIPPLE & NOISE NOTE 1	VOLTAGE ACCURACY NOTE 2	LINE REGULATION NOTE 3	LOAD REGULATION NOTE 4	(%)EFF.(Typ.) NOTE 5
TRG10R050	5 V	1600 mA	50mV	$\pm 2\%$	$\pm 1\%$	$\pm 4\%$	74%
TRG10R060	6 V	1500 mA	1%	$\pm 2\%$	$\pm 1\%$	$\pm 3\%$	72%
TRG10R075	7.5 V	1200 mA	1%	$\pm 2\%$	$\pm 1\%$	$\pm 3\%$	75%
TRG10R090	9 V	1100 mA	1%	$\pm 2\%$	$\pm 1\%$	$\pm 2\%$	78%
TRG10R120	12 V	850 mA	1%	$\pm 2\%$	$\pm 1\%$	$\pm 2\%$	80%
TRG10R136	13.6 V	750 mA	1%	$\pm 2\%$	$\pm 1\%$	$\pm 2\%$	79%
TRG10R150	15 V	700 mA	1%	$\pm 2\%$	$\pm 1\%$	$\pm 2\%$	80%
TRG10R180	18 V	550 mA	1%	$\pm 2\%$	$\pm 1\%$	$\pm 2\%$	80%
TRG10R240	24 V	400 mA	1%	$\pm 2\%$	$\pm 1\%$	$\pm 2\%$	81%

Specifications

INPUT SPECIFICATIONS:

Voltage	90~264Vac
Frequency	47 to 63Hz
Input Current	0.4A max.
Inrush Current	40A max. @240Vac
Conducted EMI	CISPR/FCC Class B
Leakage Current	0.25mA max.

OUTPUT SPECIFICATIONS:

Hold-up Time	10mS typ. @115Vac
Short Circuit Protection	Continuous(Auto Recovery)
Over Voltage Protection	TVS Component to Clamp
Temperature Coefficient	±0.05%/°C

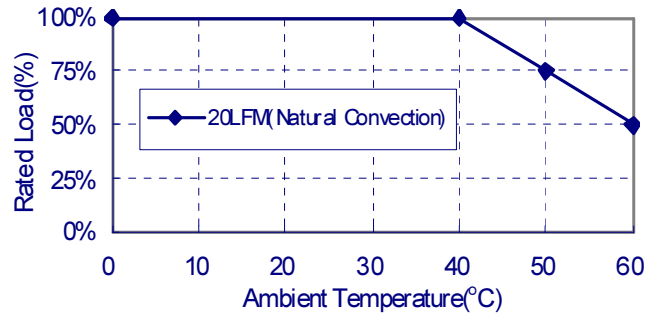
GENERAL SPECIFICATIONS:

Isolation	Input to output = 4,242VDC
Operating Temperature	0 ~ 60°C (see Derating Curve)
Storage Temperature	-20~85°C
Humidity	93% RH max. Non condensing
Cooling	Natural Convection
Switching Frequency	66KHz Typical
MTBF	MIL-HDBK-217F, GB, 25°C/115VAC 200Khrs min.
Altitude	2000m
Dimensions	2.858x1.823x1.402 inches (72.6x46.3x35.6mm)
Weight	130g(0.29 Pounds)

SAFETY AND EMC:

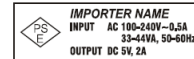
Emission and Immunity	EN55022 Class B, FCC Part 15 Class B EN61000-6-3, EN61000-3-2, EN61000-3-3 EN55024, EN61204-3, EN61000-6-1
Safety	IEC60950-1, EN60950-1, UL60950-1

TRG10R Series Derating Curve



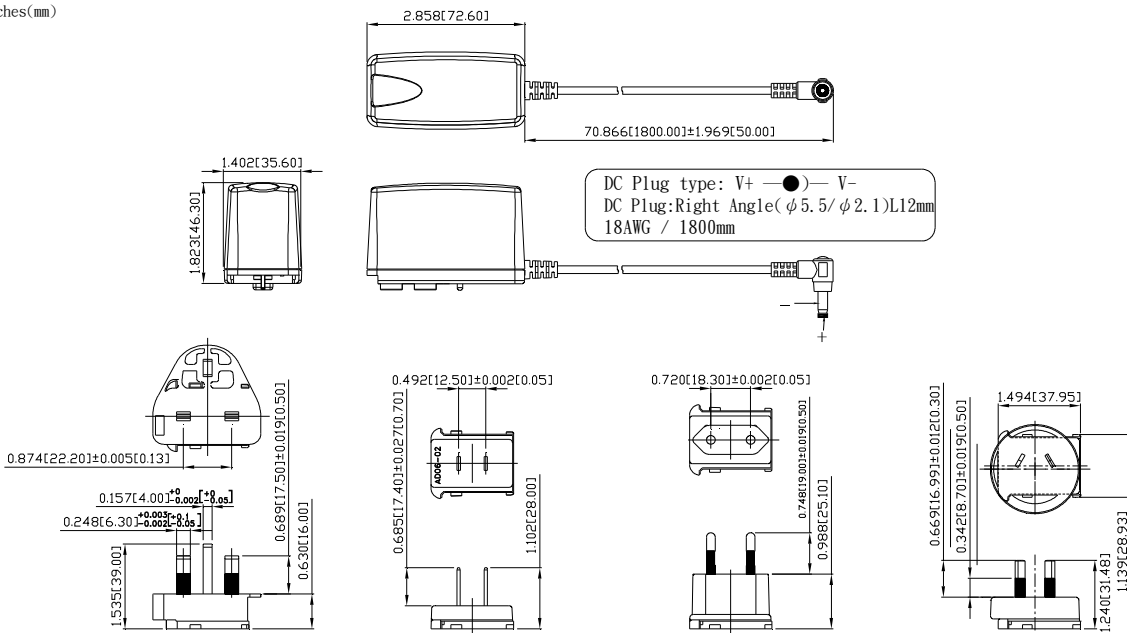
NOTE:

1. Add a 0.1uF ceramic capacitor and a 10uF E.L. capacitor to output for Ripple & Noise measuring @20MHz BW.
2. Voltage setpoint at 60% full load.
3. Line regulation is measured from 100Vac to 240Vac with full load.
4. Load regulation is measured from 60% to full load and from 60% to 20% load (60% +/- 40% load).
5. Typical efficiency at 230VAC and full load at 25°C.
6. "Various TR Series adapters are PSE certified. PSE certification alone is not sufficient for importation into Japan. A valid PSE mark must contain the name of the importer as shown in the example below. If PSE mark is required, the name of the registered importer must be supplied to Cincon on order placement. Product labels will not contain PSE mark if importer name is not supplied. Consult factory or local representative for details".



Mechanical Specification

All Dimensions are in inches(mm)
Tolerance: Inches: X.XXX±0.02
Millimeters: X.XX±0.5
UNIT: inches(mm)



Typical at 25°C, nominal line and 75% load, unless otherwise Specified